

Per Capita Federal Grant Analysis FY 2019



WYOMING

\$1.9 billion
Total Grants

\$3,324

Total Grants Per Capita

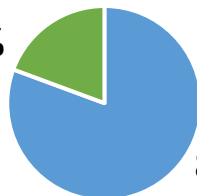
578,759
Total Population

How much goes to Medicaid in Wyoming?

\$644

Medicaid

19%



81%

\$2,681

Non-Medicaid

How much goes to other budget categories in Wyoming?

\$1,168

General Government

\$604

Transportation

\$256

Education

\$653

Other

How much goes to the top 10 programs in Wyoming?

\$1,108

Mineral Leasing

\$644

Medicaid

\$274

Highway Perf. Prog.

\$168

Surface Transp.

\$152

Abandoned Mine

\$67

ED Title I

\$62

Airport Improv.

\$57

Special Ed.

\$52

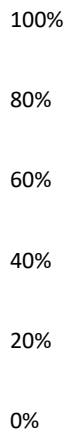
BLM PILT

\$40

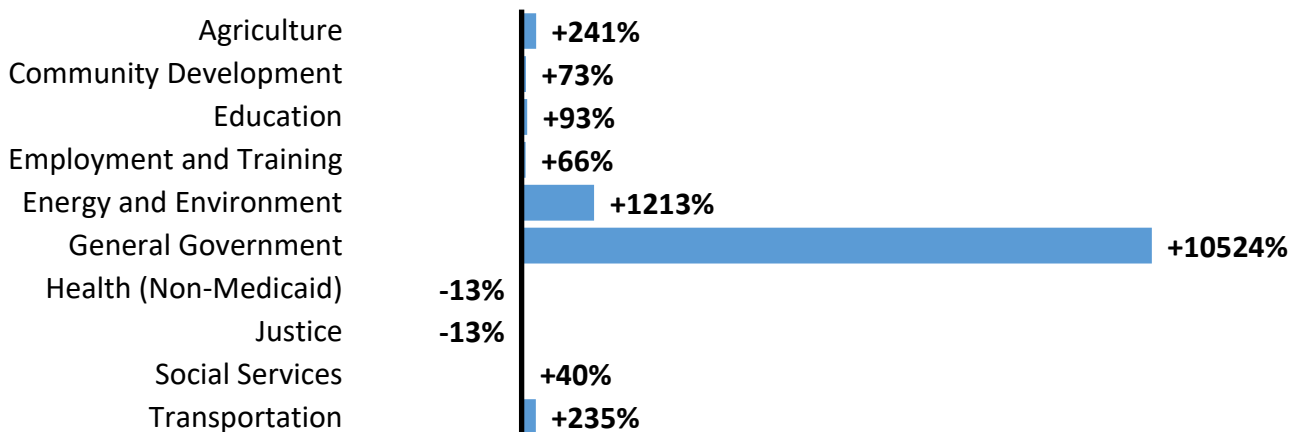

ED Impact Aid

Cumulative Total


79%



How does Wyoming compare to the United States as a whole?



What major factors affect federal grants to Wyoming?



50.0%
Federal Medicaid Matching Rate
(FMAP) for FY 2019

Not Adopted
Medicaid Expansion Status
(as of FY 2019)