

Per Capita Federal Grant Analysis FY 2019



VIRGIN ISLANDS

\$281 million
Total Grants

\$2,637

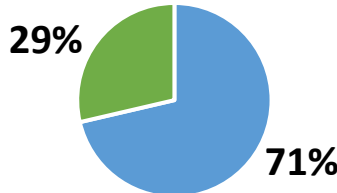
Total Grants Per Capita

106,631
Total Population

How much goes to Medicaid in the Virgin Islands?

\$755

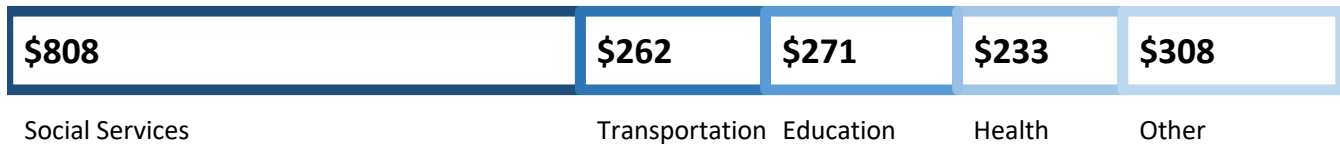
Medicaid



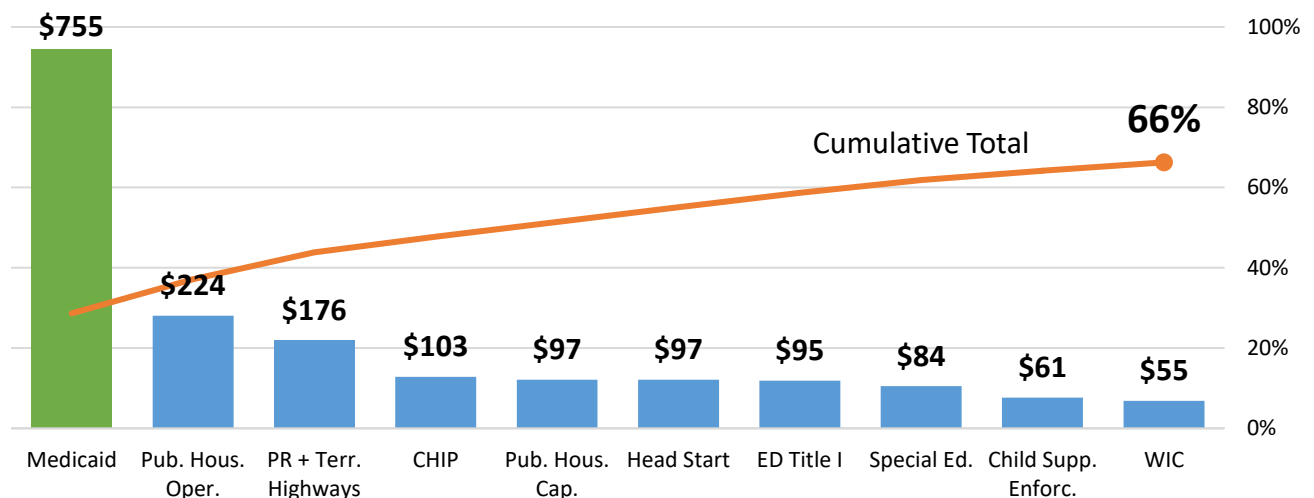
\$1,882

Non-Medicaid

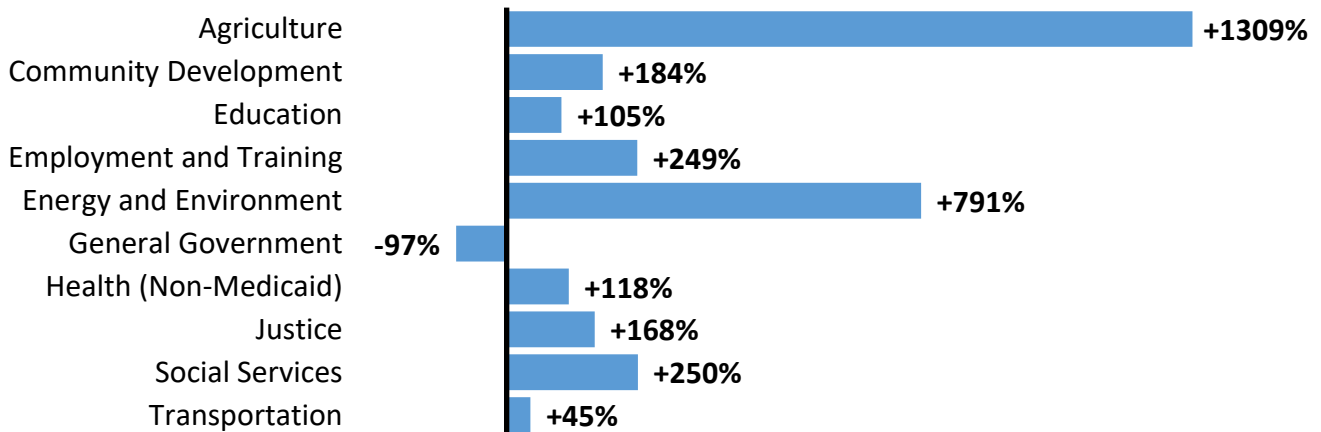
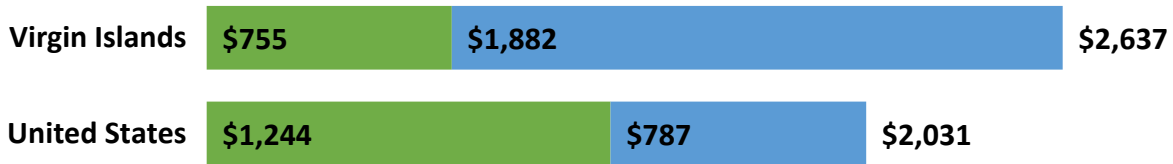
How much goes to other budget categories in the Virgin Islands?



How much goes to the top 10 programs in the Virgin Islands?



How does the Virgin Islands compare to the United States as a whole?



What major factors affect federal grants to the Virgin Islands?

No Data

Median Age

39

United States

No Data

12-Month Poverty Rate

12%

United States

No Data

Per Capita Income

\$56,490

United States

55.0%

Federal Medicaid Matching Rate
(FMAP) for FY 2019

Adopted

Medicaid Expansion Status
(as of FY 2019)