

Per Capita Federal Grant Analysis FY 2019

NORTHERN MARIANA ISLANDS



\$108 million
Total Grants

\$2,093

Total Grants Per Capita

51,718
Total Population

How much goes to Medicaid in the Northern Mariana Islands?

\$189

Medicaid



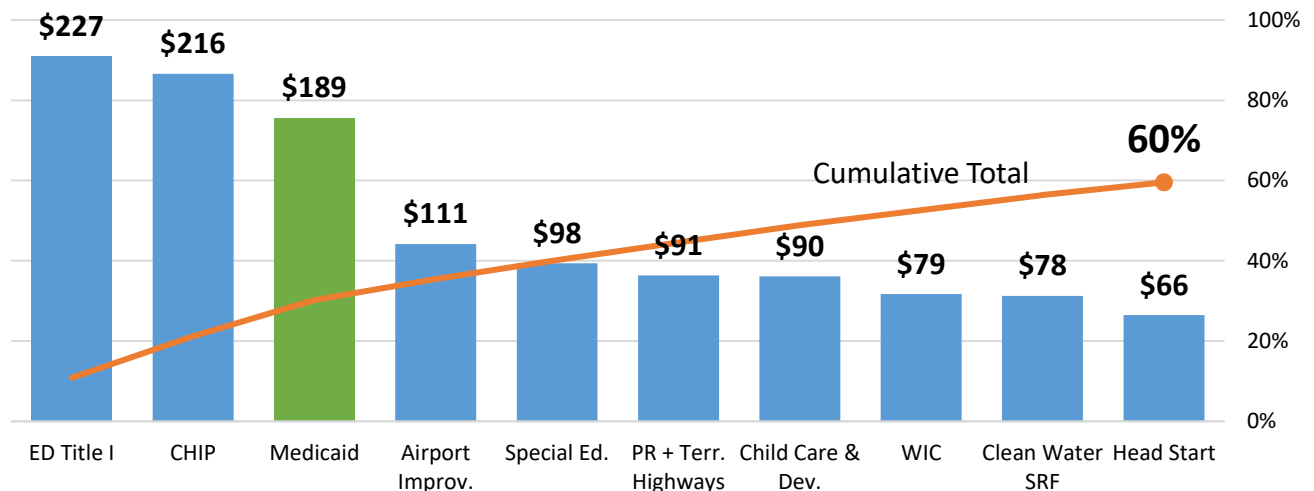
\$1,904

Non-Medicaid

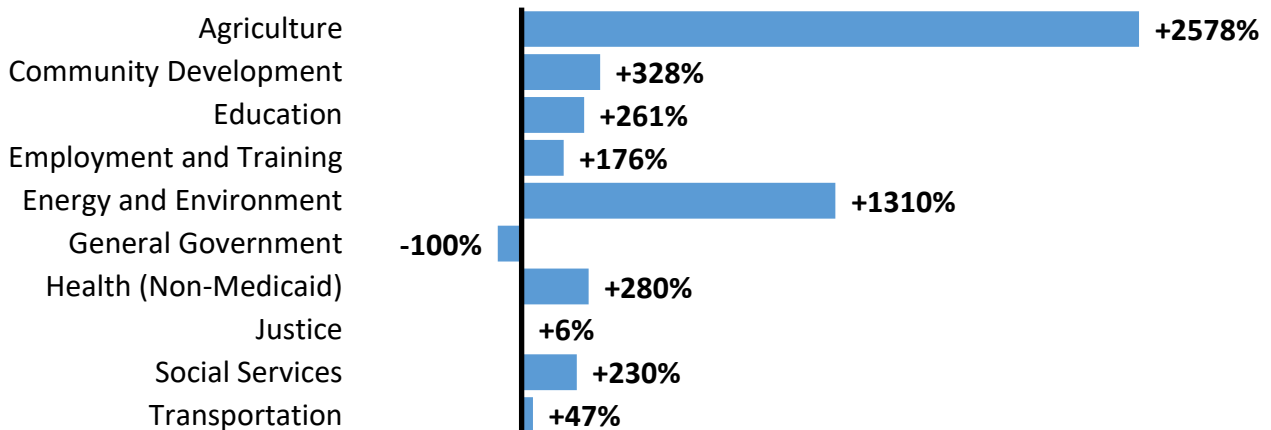
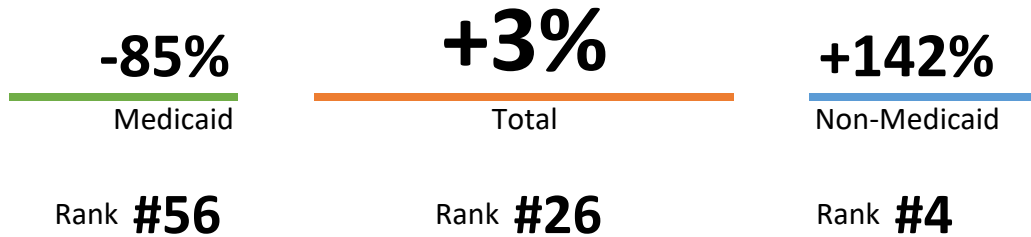
How much goes to other budget categories in the Northern Mariana Islands?



How much goes to the top 10 programs in the Northern Mariana Islands?



How does the Northern Mariana Islands compare to the United States as a whole?



What major factors affect federal grants to the Northern Mariana Islands?

No Data

Median Age

39

United States

No Data

12-Month Poverty Rate

12%

United States

No Data

Per Capita Income

\$56,490

United States

55.0%

Federal Medicaid Matching Rate (FMAP) for FY 2019

Not Adopted

Medicaid Expansion Status (as of FY 2019)