

Per Capita Federal Grant Analysis FY 2019



MARYLAND

\$11.3 billion
Total Grants

\$1,872

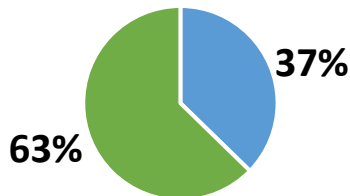
Total Grants Per Capita

6 million
Total Population

How much goes to Medicaid in Maryland?

\$1,174

Medicaid



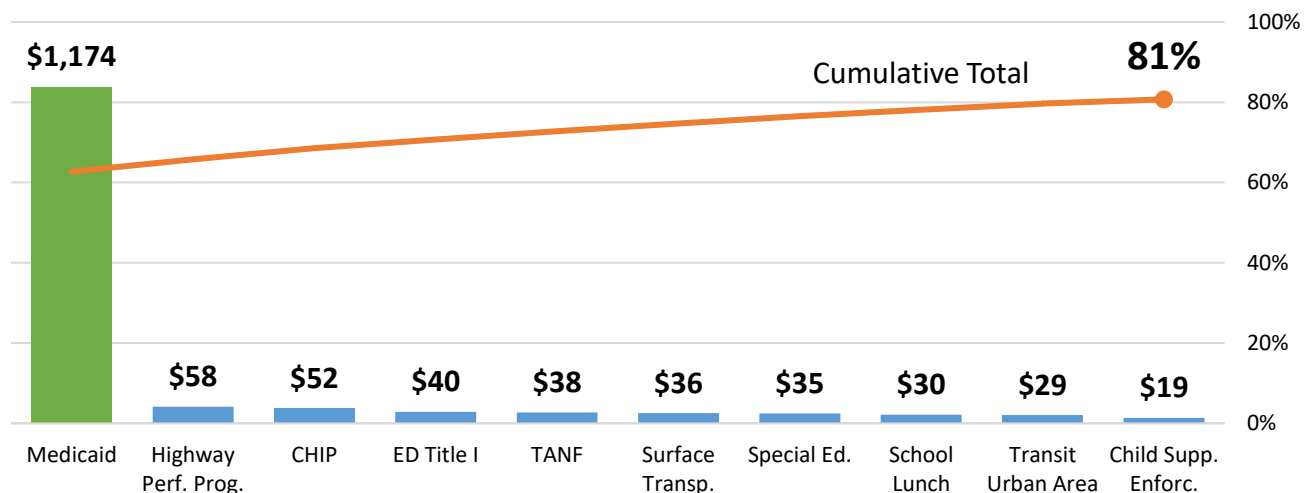
\$698

Non-Medicaid

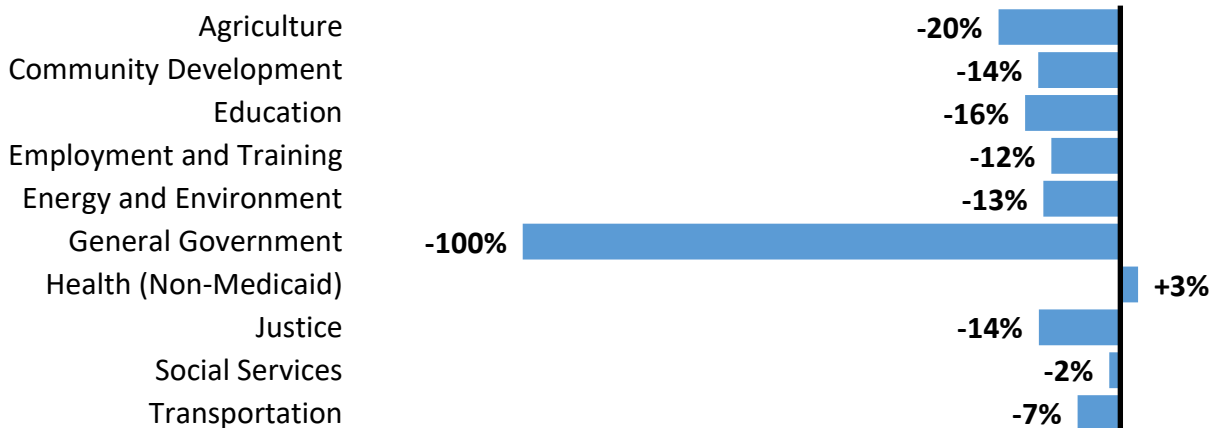
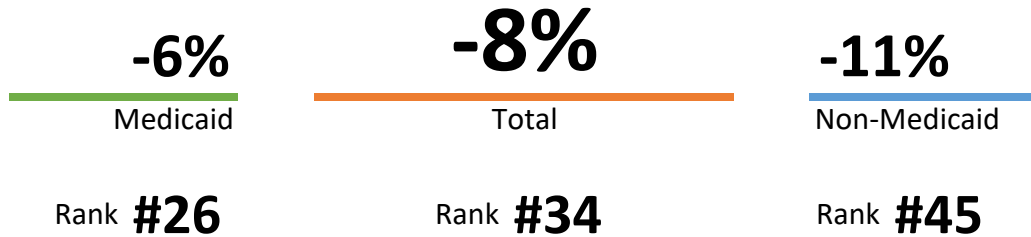
How much goes to other budget categories in Maryland?



How much goes to the top 10 programs in Maryland?



How does Maryland compare to the United States as a whole?



What major factors affect federal grants to Maryland?

39 Median Age **9%** 12-Month Poverty Rate **\$64,640** Per Capita Income

39 United States **12%** United States **\$56,490** United States

50.0%
Federal Medicaid Matching Rate
(FMAP) for FY 2019

Adopted
Medicaid Expansion Status
(as of FY 2019)