

# Per Capita Federal Grant Analysis FY 2019



## IDAHO

**\$2.9 billion**  
Total Grants

**\$1,634**

Total Grants Per Capita

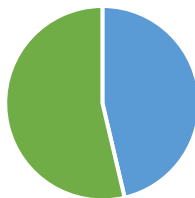
**1.8 million**  
Total Population

### How much goes to Medicaid in Idaho?

**\$877**

Medicaid

54%



46%

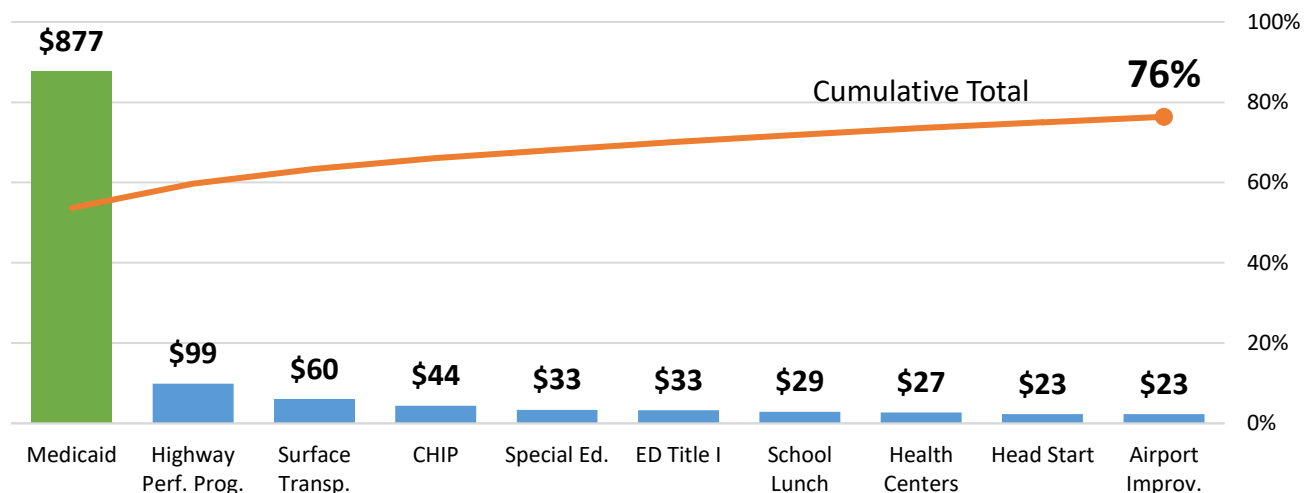
**\$757**

Non-Medicaid

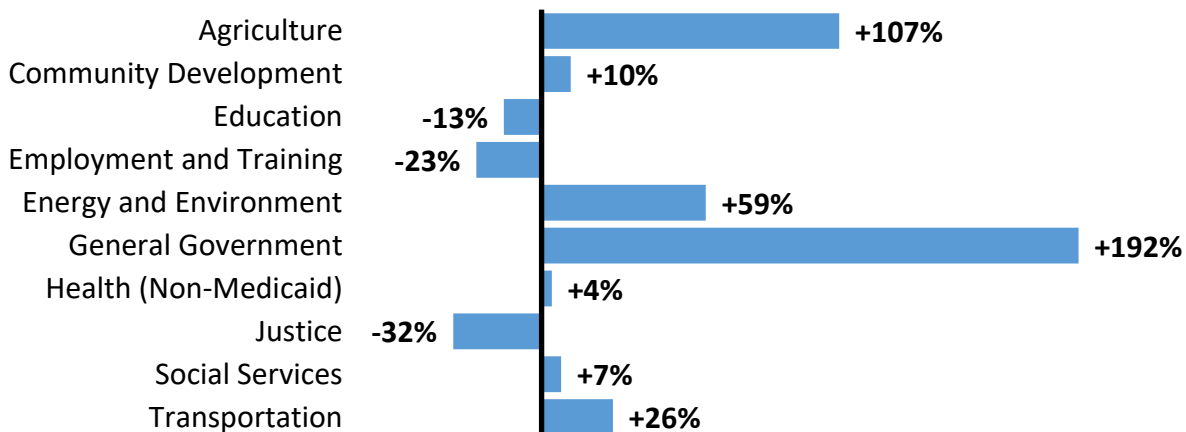
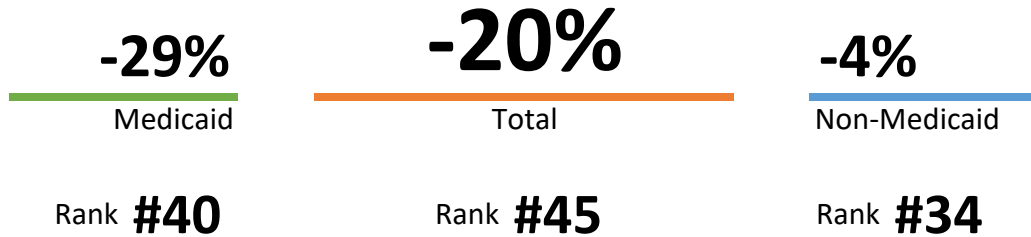
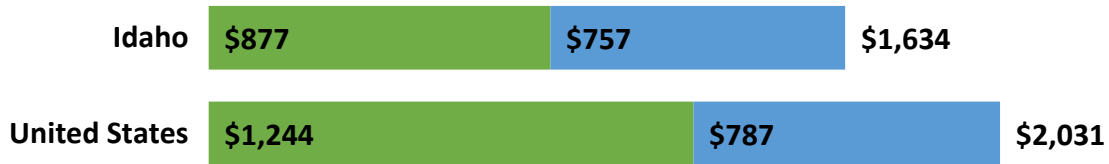
### How much goes to other budget categories in Idaho?



### How much goes to the top 10 programs in Idaho?



## How does Idaho compare to the United States as a whole?



## What major factors affect federal grants to Idaho?

**37** Median Age      **11%** 12-Month Poverty Rate      **\$45,968** Per Capita Income

**39** United States      **12%** United States      **\$56,490** United States

**71.1%**  
Federal Medicaid Matching Rate  
(FMAP) for FY 2019

**Not Adopted**  
Medicaid Expansion Status  
(as of FY 2019)