

Per Capita Federal Grant Analysis FY 2019



DELAWARE

\$2.4 billion
Total Grants

\$2,496

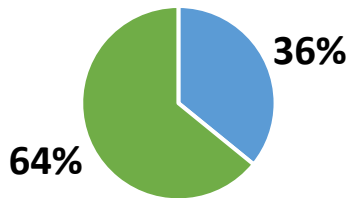
Total Grants Per Capita

973,764
Total Population

How much goes to Medicaid in Delaware?

\$1,600

Medicaid



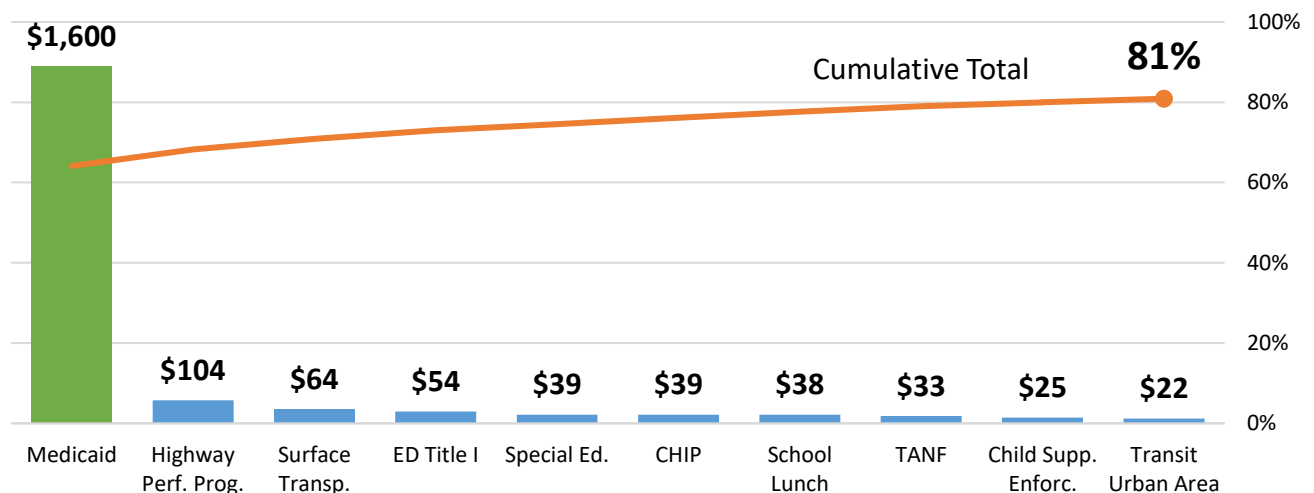
\$895

Non-Medicaid

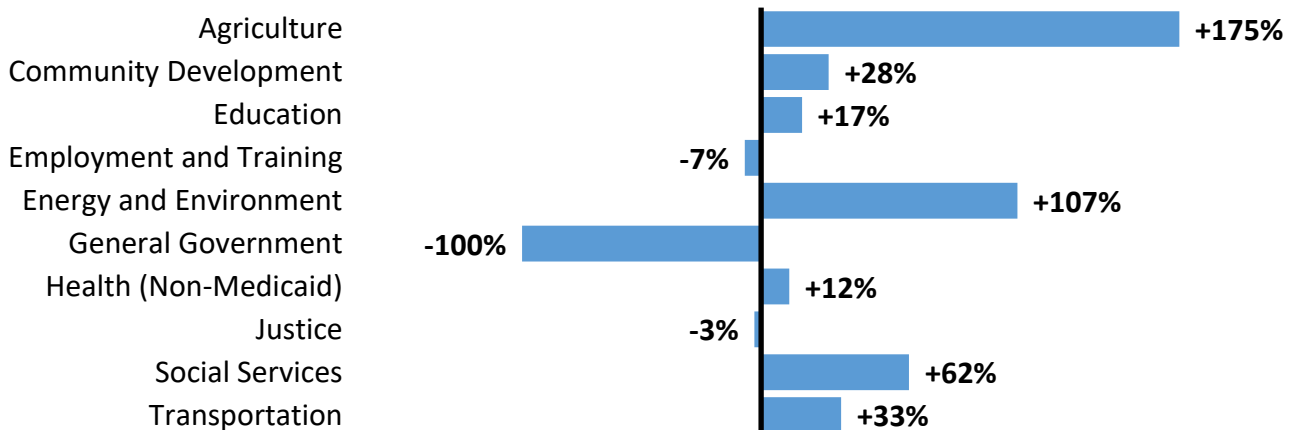
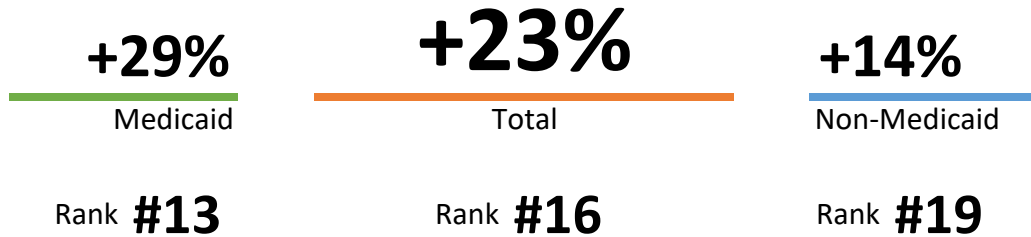
How much goes to other budget categories in Delaware?



How much goes to the top 10 programs in Delaware?



How does Delaware compare to the United States as a whole?



What major factors affect federal grants to Delaware?

41 Median Age **11%** 12-Month Poverty Rate **\$54,485** Per Capita Income

39 United States **12%** United States **\$56,490** United States

57.6%
Federal Medicaid Matching Rate
(FMAP) for FY 2019

Adopted
Medicaid Expansion Status
(as of FY 2019)