

Per Capita Federal Grant Analysis FY 2019



# AMERICAN SAMOA

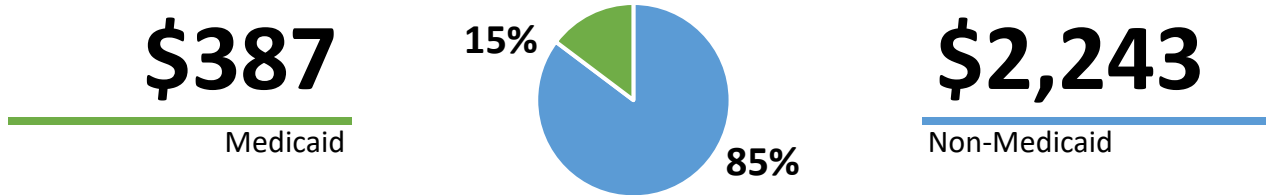
**\$132 million**  
Total Grants

**\$2,631**

Total Grants Per Capita

**50,135**  
Total Population

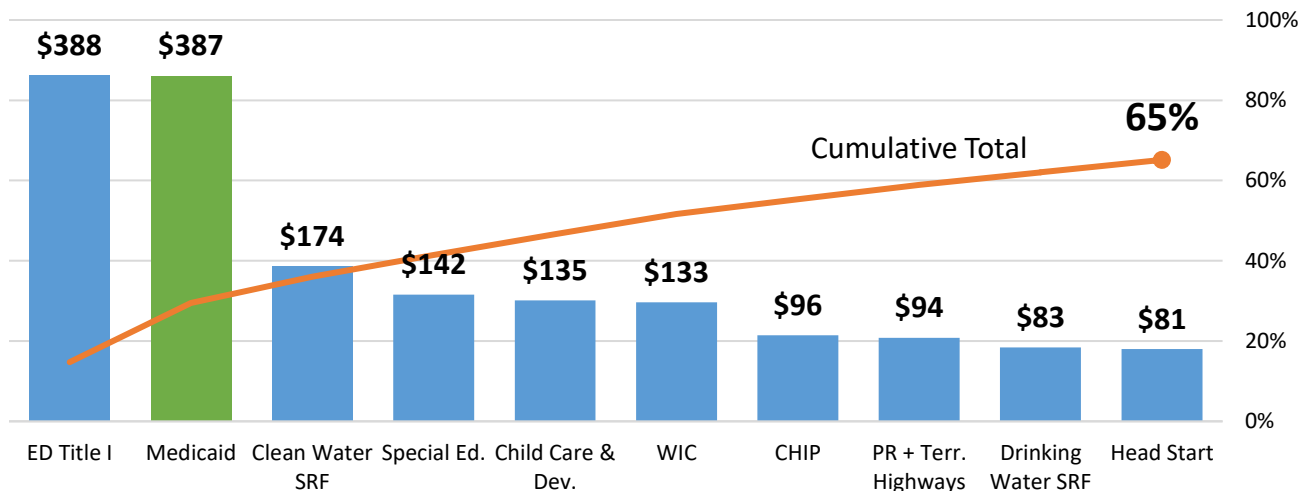
## How much goes to Medicaid in American Samoa?



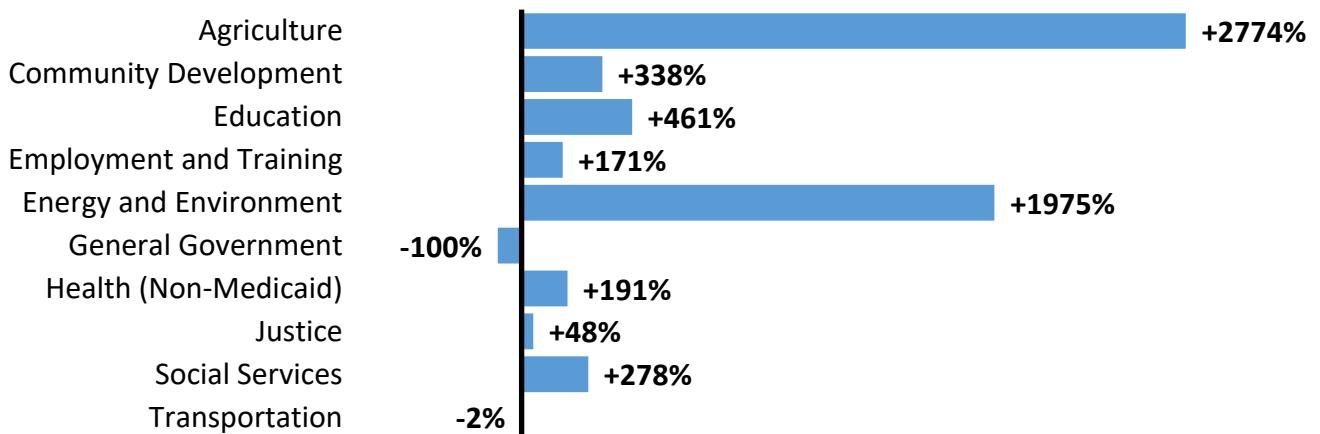

## How much goes to other budget categories in American Samoa?



## How much goes to the top 10 programs in American Samoa?



## How does American Samoa compare to the United States as a whole?



## What major factors affect federal grants to American Samoa?

**No Data**

Median Age

**39**

United States

**No Data**

12-Month Poverty Rate

**12%**

United States

**No Data**

Per Capita Income

**\$56,490**

United States

**55.0%**

Federal Medicaid Matching Rate  
(FMAP) for FY 2019

**Not Adopted**

Medicaid Expansion Status  
(as of FY 2019)