

Per Capita Federal Grant Analysis FY 2018



# WISCONSIN

**\$9.1 billion**  
Total Grants

**\$1,566**

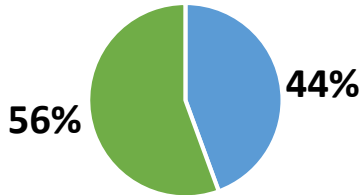
Total Grants Per Capita

**5.8 million**  
Total Population

## How much goes to Medicaid in Wisconsin?

**\$870**

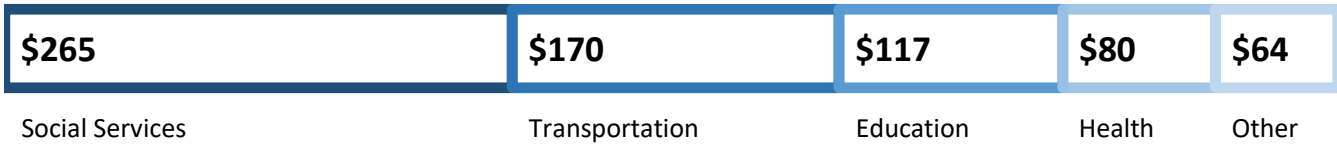
Medicaid



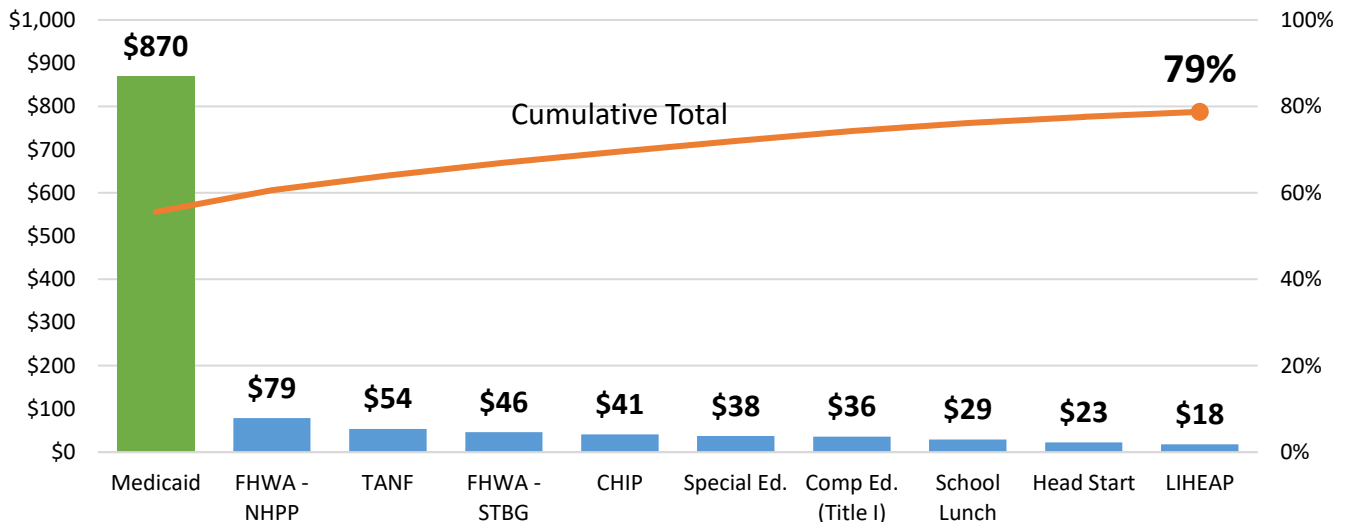
**\$695**

Non-Medicaid

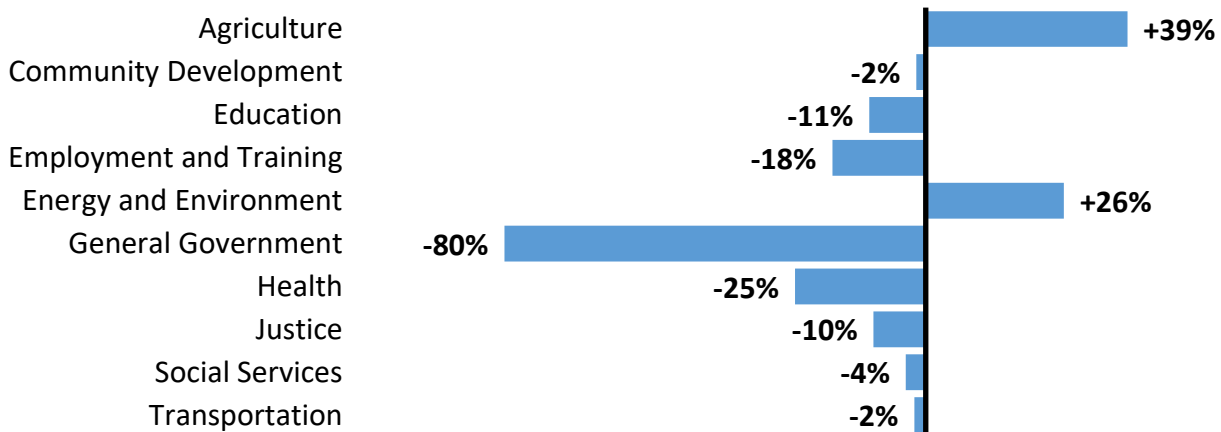
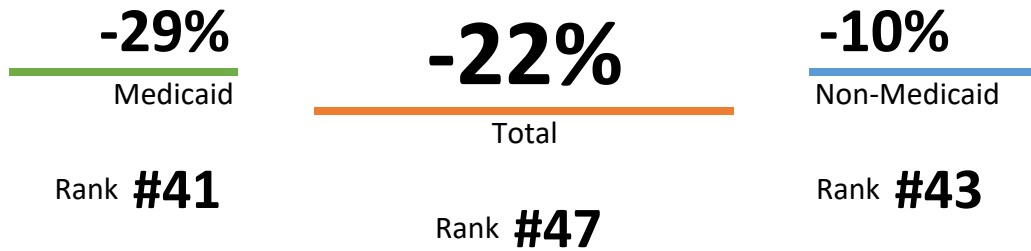

## How much goes to other budget categories in Wisconsin?



## How much goes to the top 10 programs in Wisconsin?



## How does Wisconsin compare to the United States as a whole?



## What major factors affect federal grants to Wisconsin?

**40** Median Age (2018)      **12%** 1yr Poverty Rate (2017)      **\$50,756** Per Capita Income (2018)

**38** United States      **15%** United States      **\$53,712** United States

**58.8%**  
Federal Medicaid Matching Rate  
(FMAP) for FY 2018

**Not Adopted**  
Medicaid Expansion Status  
(as of FY 2018)