

Per Capita Federal Grant Analysis FY 2018

VIRGIN ISLANDS



\$303 million
Total Grants

\$2,896

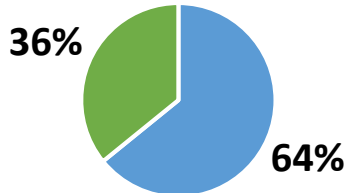
Total Grants Per Capita

104,680
Total Population

How much goes to Medicaid in the Virgin Islands?

\$1,038

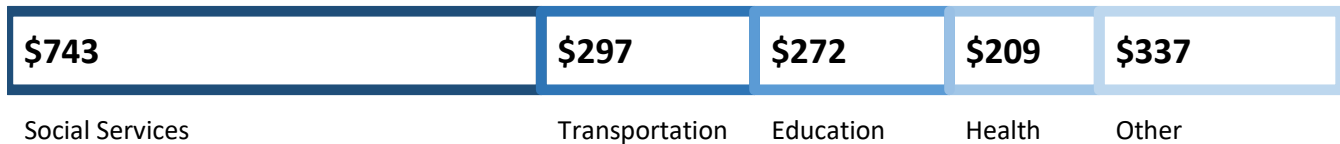
Medicaid



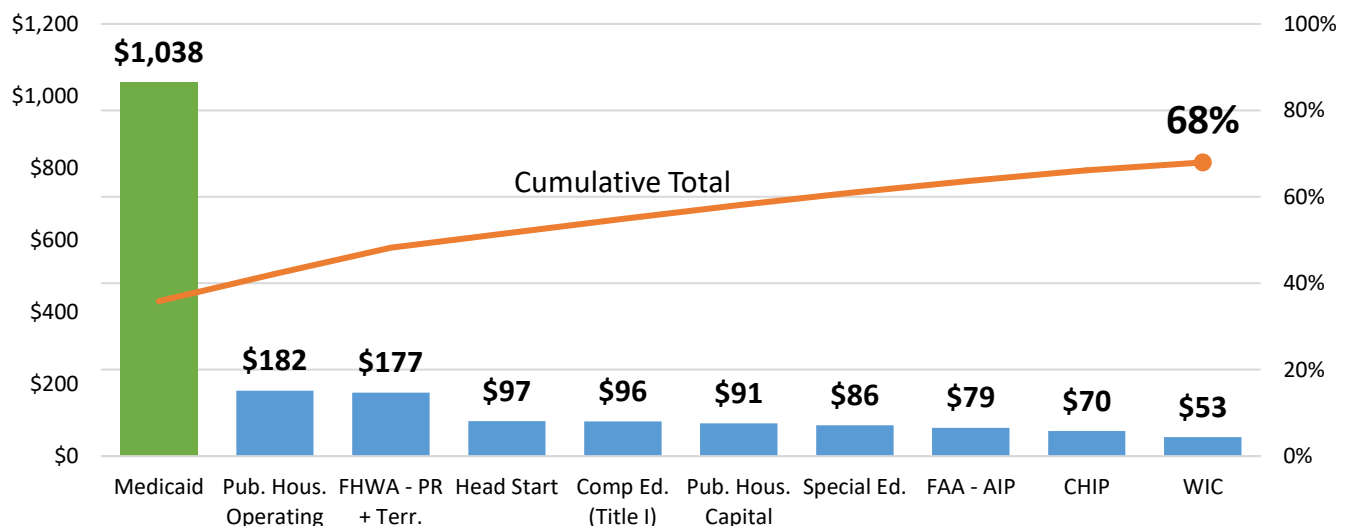
\$1,858

Non-Medicaid

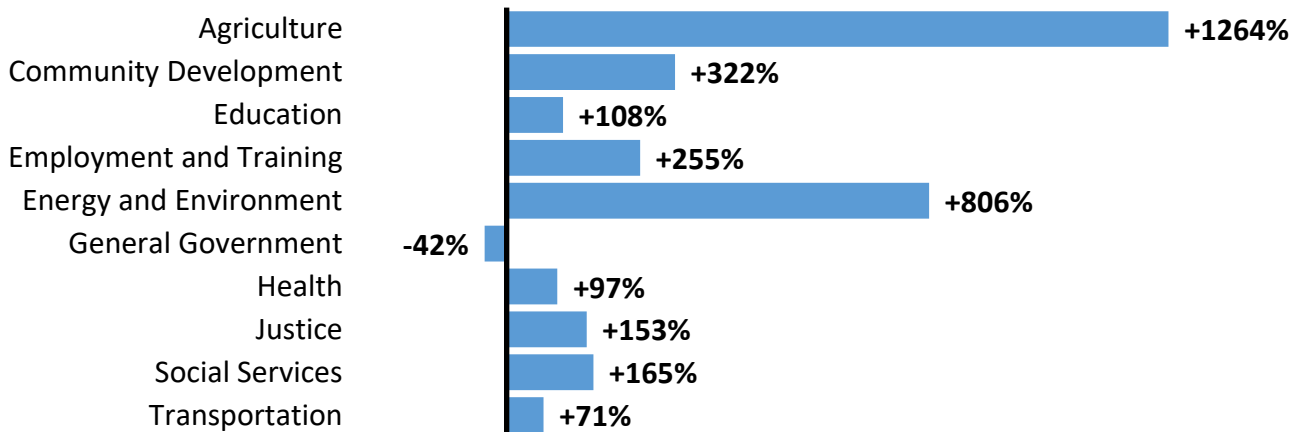
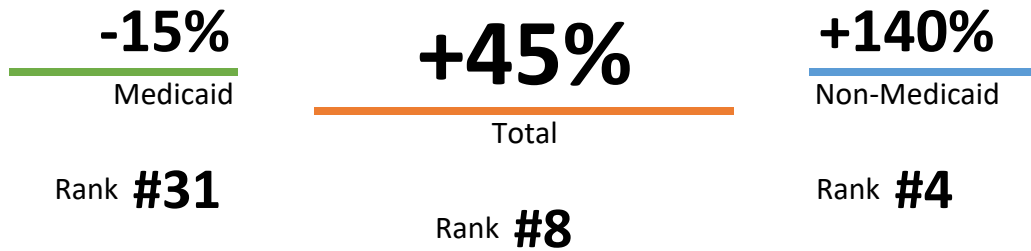

How much goes to other budget categories in the Virgin Islands?



How much goes to the top 10 programs in the Virgin Islands?



How does the Virgin Islands compare to the United States as a whole?



What major factors affect federal grants to the Virgin Islands?

No Data

Median Age (2018)

38

United States

No Data

1yr Poverty Rate (2017)

15%

United States

No Data

Per Capita Income (2018)

\$53,712

United States

55.0%

Federal Medicaid Matching Rate (FMAP) for FY 2018

Adopted

Medicaid Expansion Status (as of FY 2018)

Note: This data relies on a 2018 population estimate from the U.N. World Population Prospects. Recent demographic data is unavailable.