

Per Capita Federal Grant Analysis FY 2018



UTAH

\$3.9 billion
Total Grants

\$1,234

Total Grants Per Capita

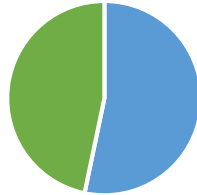
3.2 million
Total Population

How much goes to Medicaid in Utah?

\$577

Medicaid

47%



53%

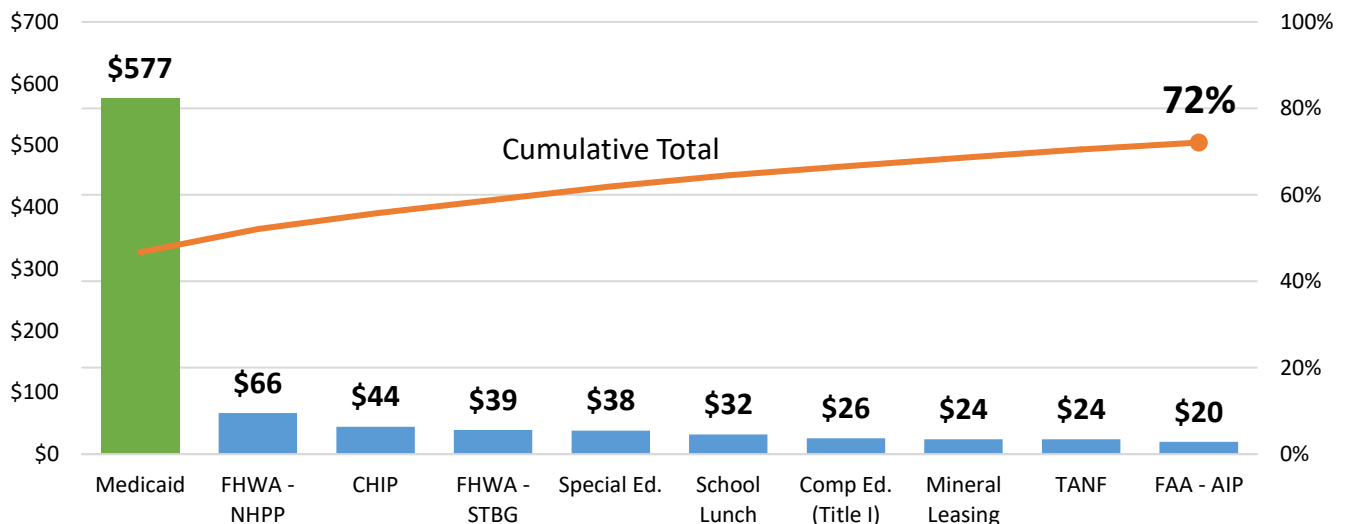
\$658

Non-Medicaid

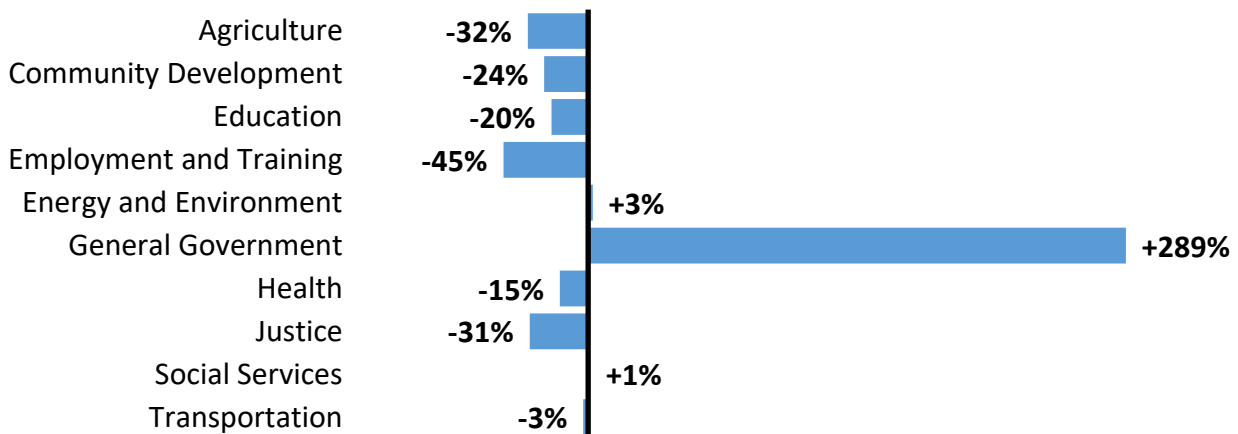

How much goes to other budget categories in Utah?



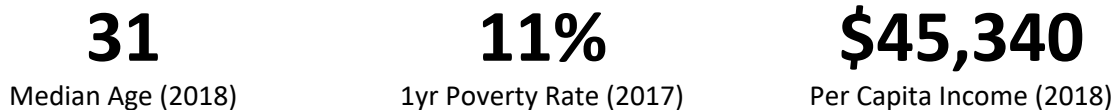
How much goes to the top 10 programs in Utah?



How does Utah compare to the United States as a whole?



What major factors affect federal grants to Utah?



38
United States

15%
United States

\$53,712
United States

70.3%
Federal Medicaid Matching Rate
(FMAP) for FY 2018

Not Adopted
Medicaid Expansion Status
(as of FY 2018)