

# Per Capita Federal Grant Analysis FY 2018

## TEXAS



**\$42.3 billion**  
Total Grants

**\$1,473**

Total Grants Per Capita

**28.7 million**  
Total Population

### How much goes to Medicaid in Texas?

**\$774**

Medicaid

53%



47%

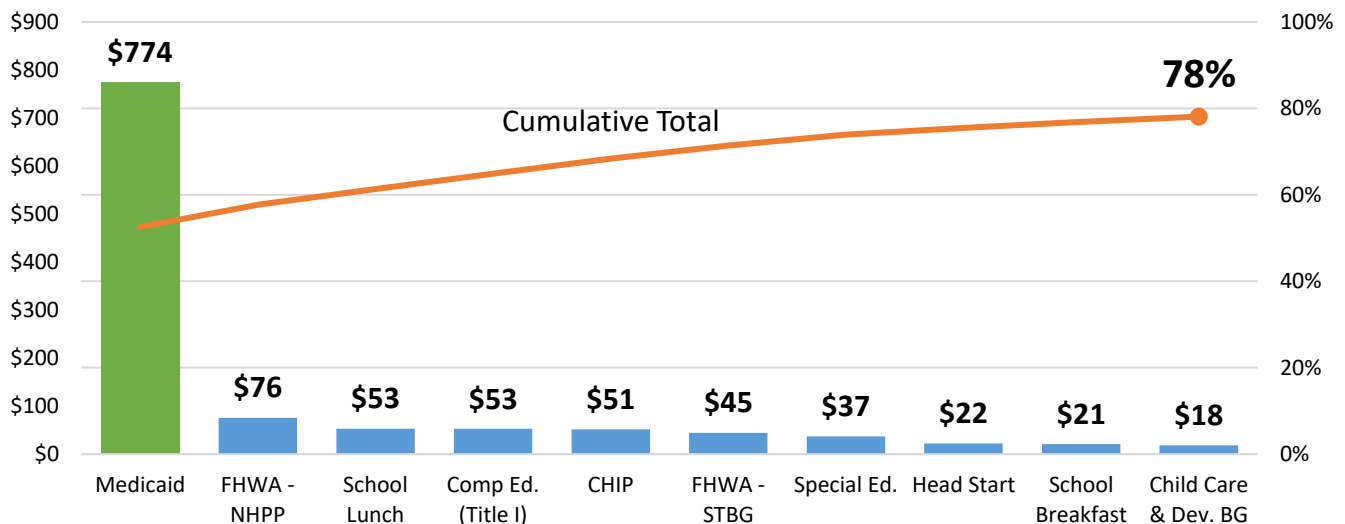
**\$699**

Non-Medicaid

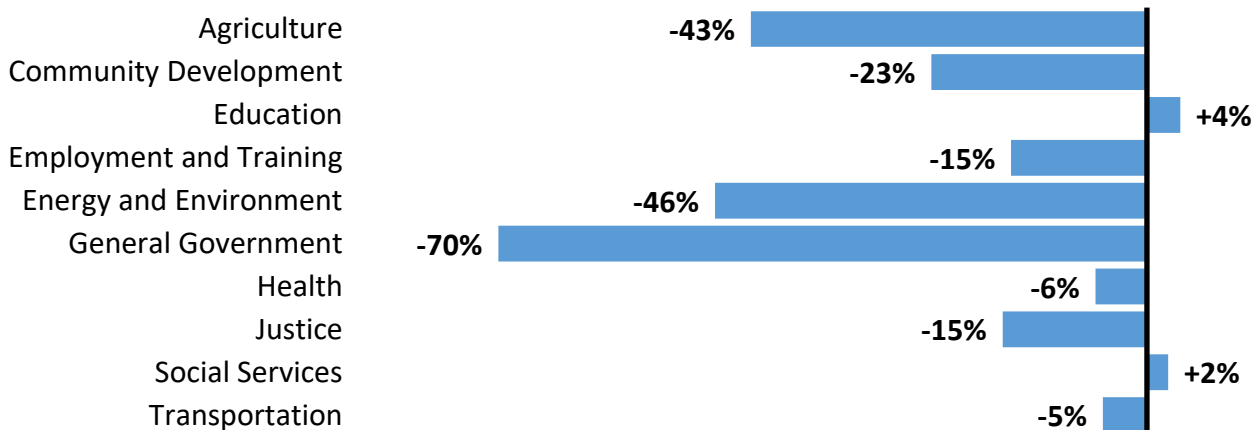
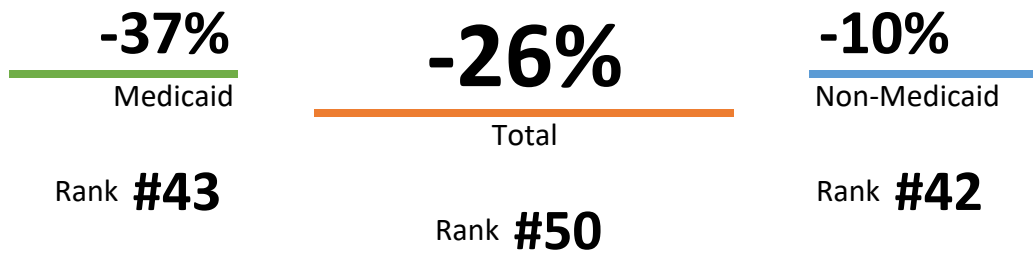
### How much goes to other budget categories in Texas?



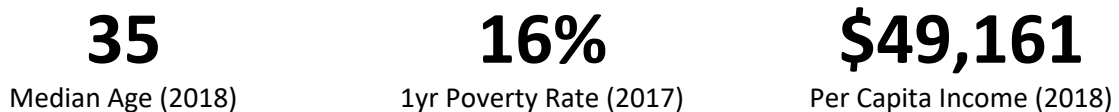
### How much goes to the top 10 programs in Texas?



## How does Texas compare to the United States as a whole?



## What major factors affect federal grants to Texas?



38  
United States

15%  
United States

\$53,712  
United States

**56.9%**  
Federal Medicaid Matching Rate  
(FMAP) for FY 2018

**Not Adopted**  
Medicaid Expansion Status  
(as of FY 2018)