

# Per Capita Federal Grant Analysis FY 2018



## MAINE

**\$2.9 billion**  
Total Grants

**\$2,170**

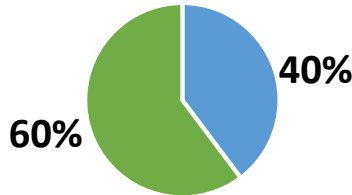
Total Grants Per Capita

**1.3 million**  
Total Population

### How much goes to Medicaid in Maine?

**\$1,307**

Medicaid



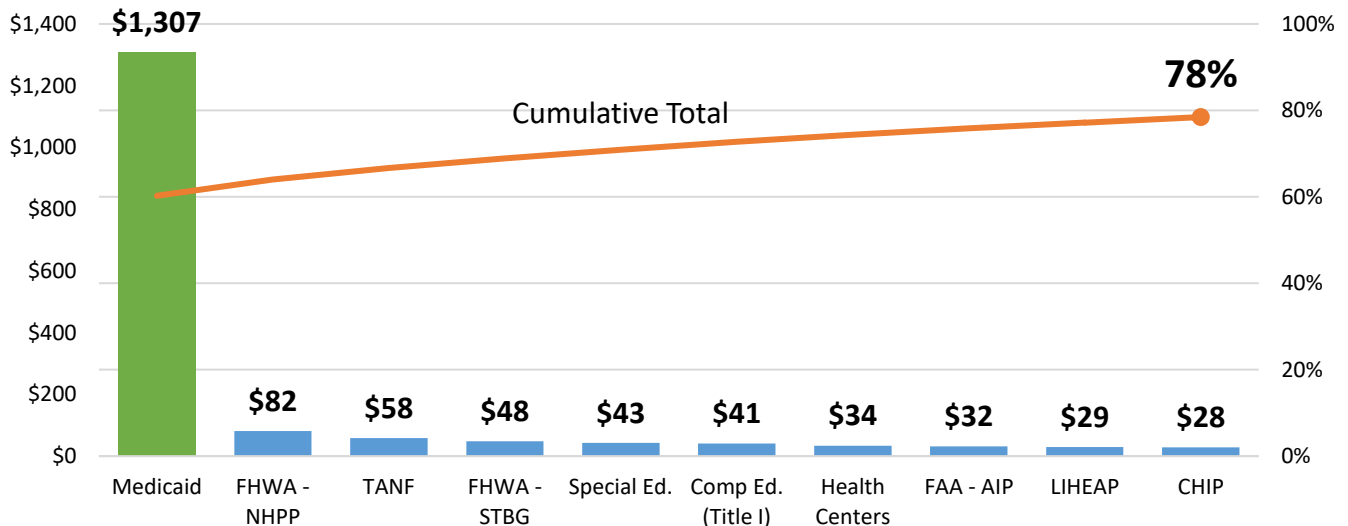
**\$863**

Non-Medicaid

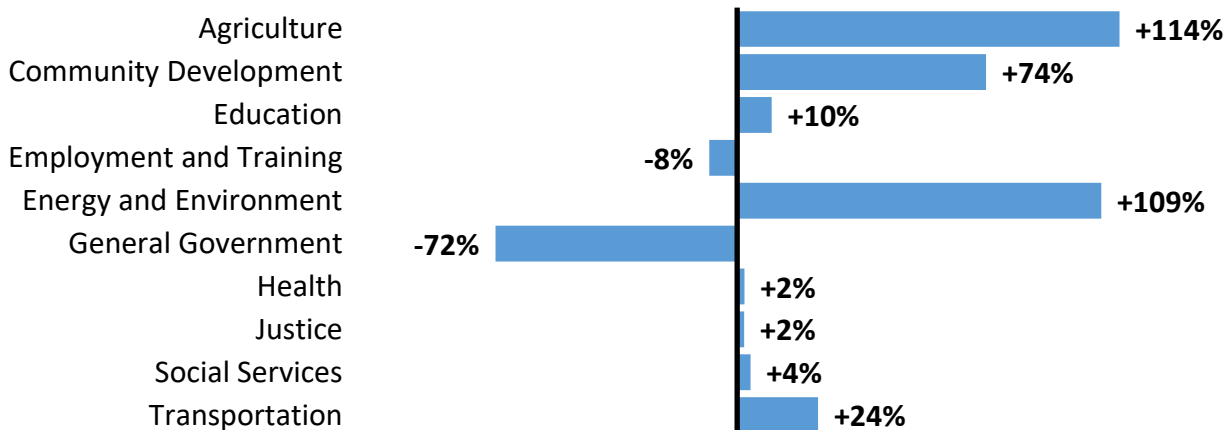
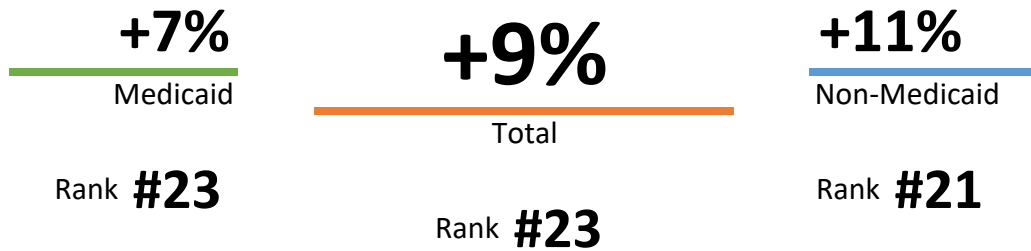
### How much goes to other budget categories in Maine?




### How much goes to the top 10 programs in Maine?



## How does Maine compare to the United States as a whole?



## What major factors affect federal grants to Maine?



**64.3%**  
Federal Medicaid Matching Rate  
(FMAP) for FY 2018

**Not Adopted**  
Medicaid Expansion Status  
(as of FY 2018)

Note: Maine later implemented the Medicaid Expansion with coverage retroactive to July 2018.