

# Per Capita Federal Grant Analysis FY 2018

## IOWA



**\$5.2 billion**  
Total Grants

**\$1,648**

Total Grants Per Capita

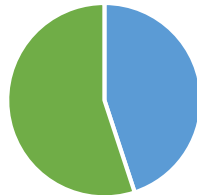
**3.2 million**  
Total Population

### How much goes to Medicaid in Iowa?

**\$907**

Medicaid

55%



45%

**\$741**

Non-Medicaid

### How much goes to other budget categories in Iowa?

**\$247**

Social Services

**\$211**

Transportation

**\$114**

Education

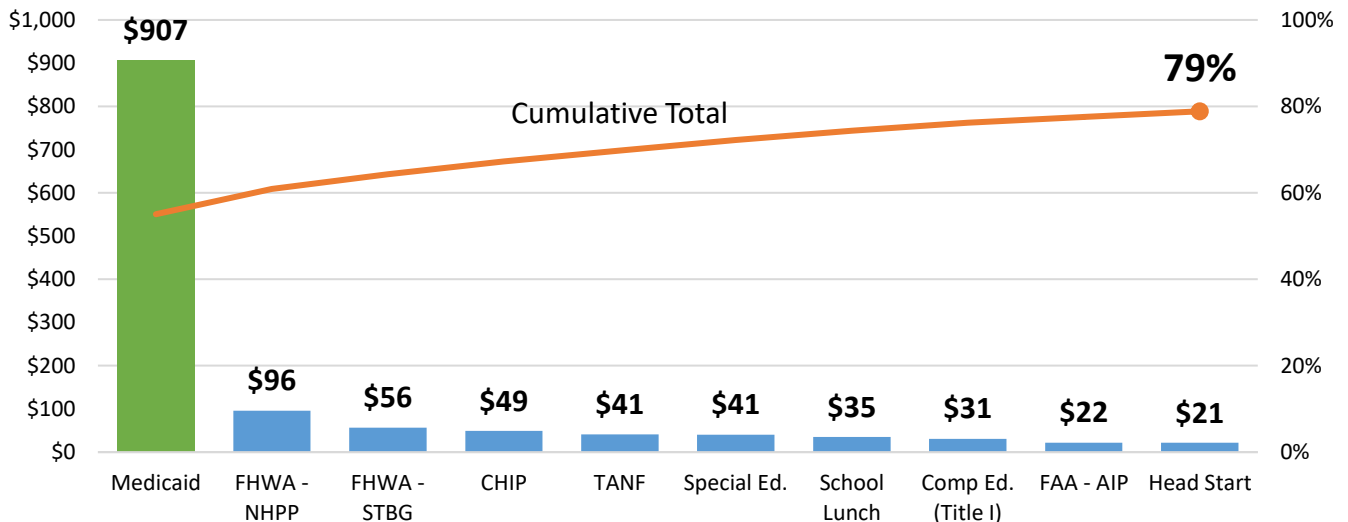
**\$99**

Health

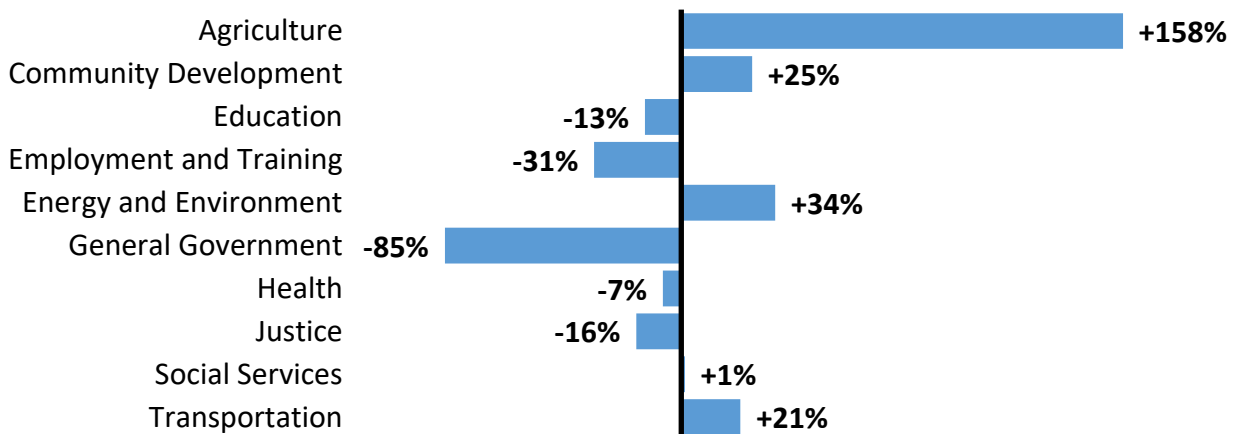
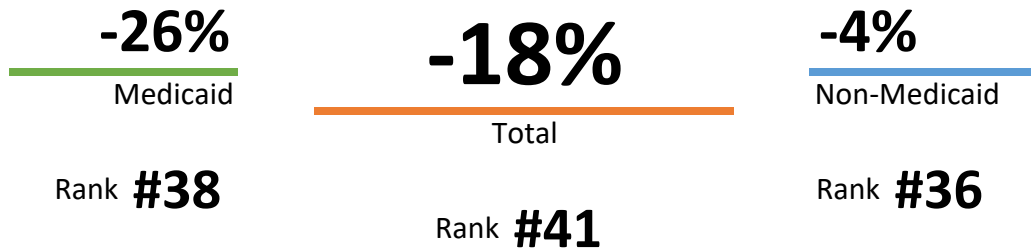
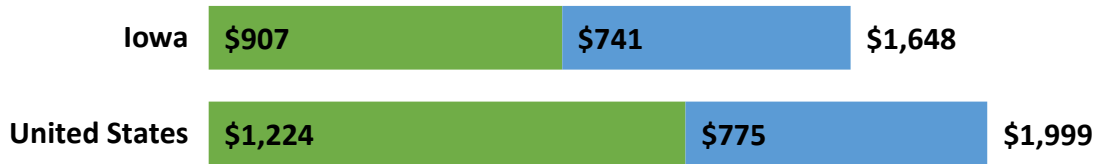
**\$70**

Other

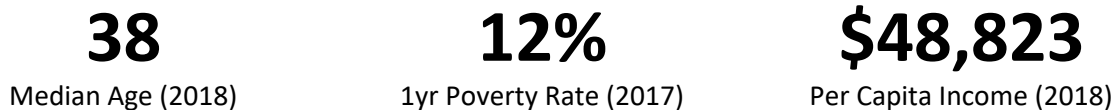
### How much goes to the top 10 programs in Iowa?



## How does Iowa compare to the United States as a whole?



## What major factors affect federal grants to Iowa?



38  
United States

15%  
United States

\$53,712  
United States

**58.5%**  
Federal Medicaid Matching Rate  
(FMAP) for FY 2018

**Adopted**  
Medicaid Expansion Status  
(as of FY 2018)