

Per Capita Federal Grant Analysis FY 2018



ALASKA

\$3.5 billion
Total Grants

\$4,719

Total Grants Per Capita

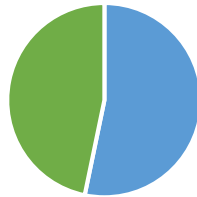
737,438
Total Population

How much goes to Medicaid in Alaska?

\$2,206

Medicaid

47%



53%

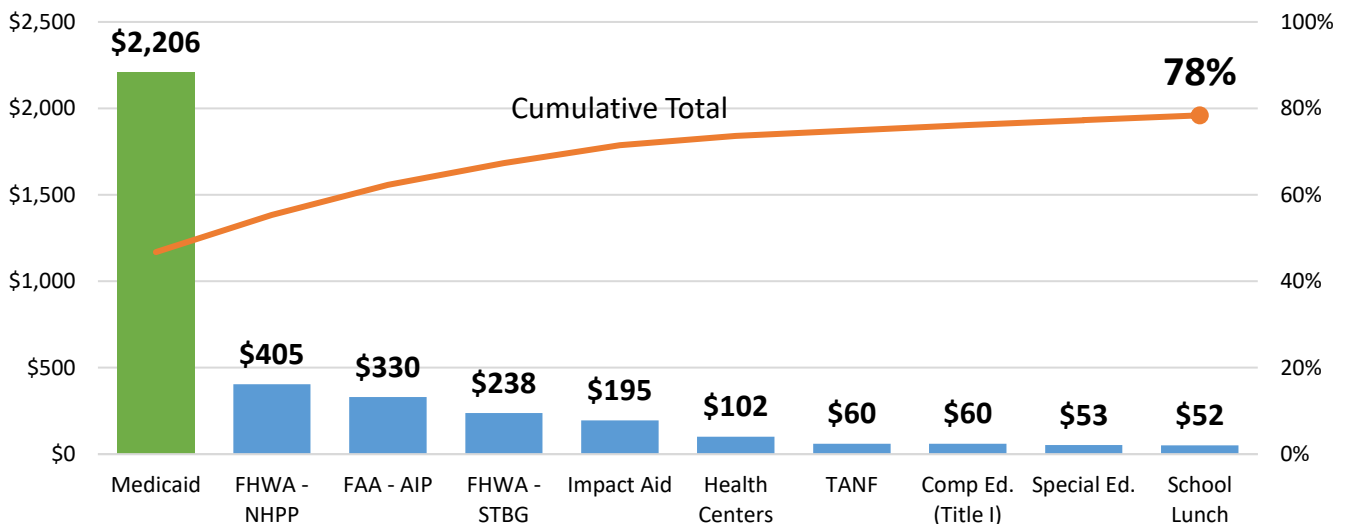
\$2,513

Non-Medicaid

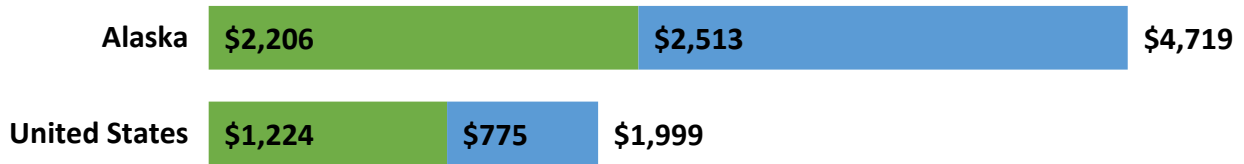
How much goes to other budget categories in Alaska?



How much goes to the top 10 programs in Alaska?



How does Alaska compare to the United States as a whole?



+80%
Medicaid

Rank **#3**

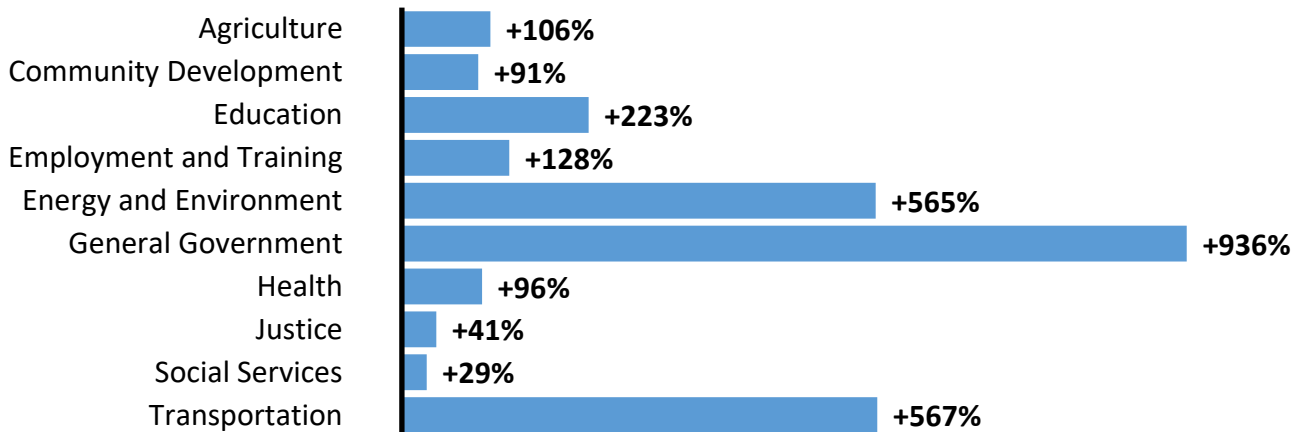
+136%

Total

Rank **#2**

+224%
Non-Medicaid

Rank **#2**



What major factors affect federal grants to Alaska?

35
Median Age (2018)

38
United States

10%
1yr Poverty Rate (2017)

15%
United States

\$59,687
Per Capita Income (2018)

\$53,712
United States

50.0%
Federal Medicaid Matching Rate
(FMAP) for FY 2018

Adopted
Medicaid Expansion Status
(as of FY 2018)