

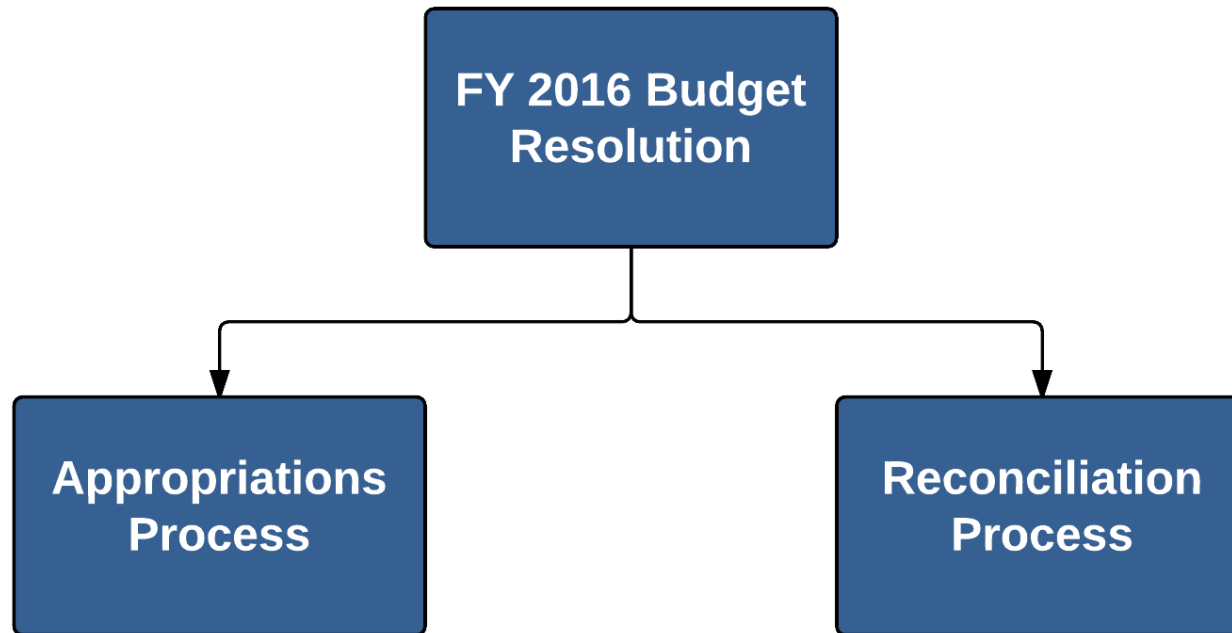


# The Budget Process Made Simple, Sort of

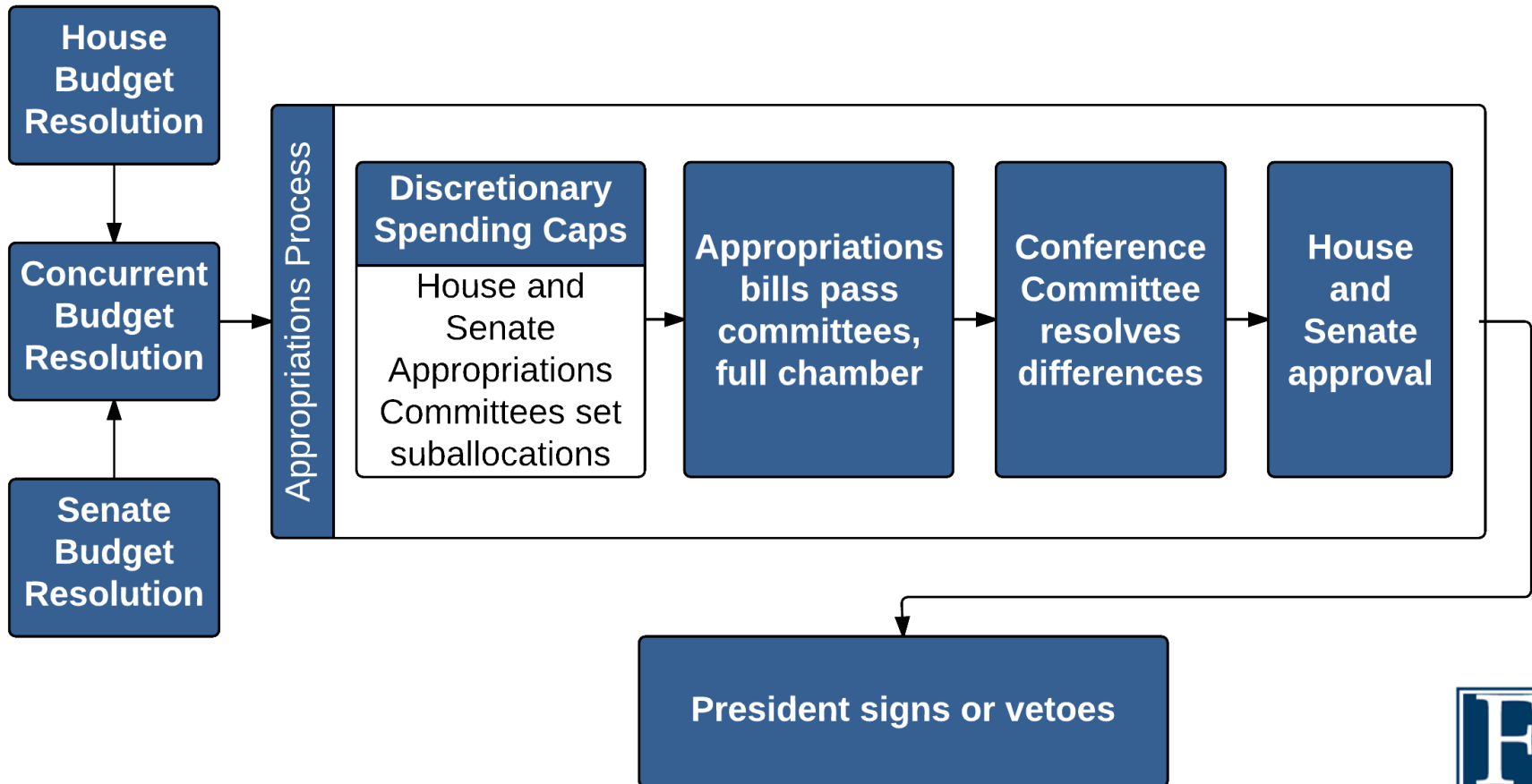
## NASBO Spring Meeting

### Austin, Texas

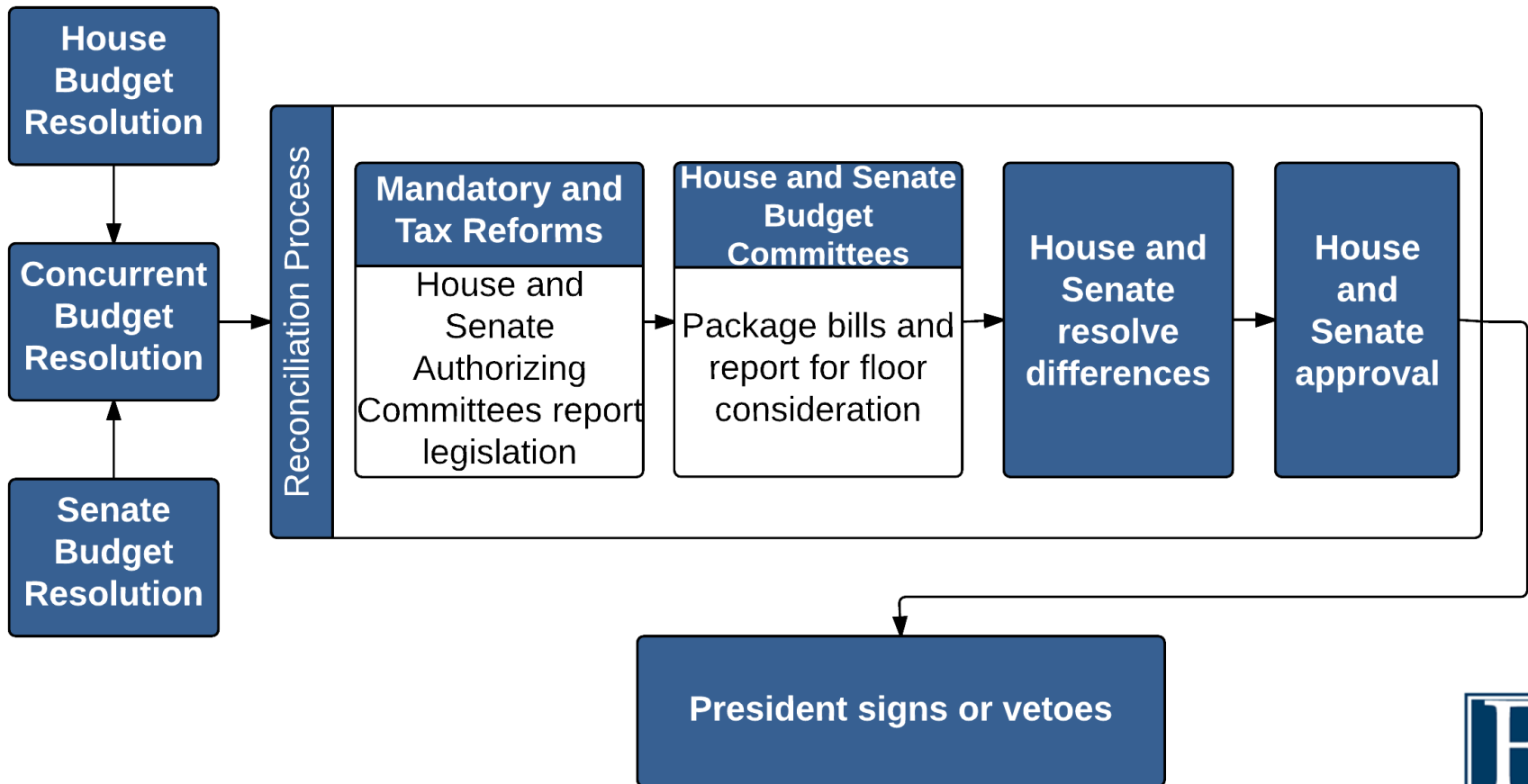
# Budget Resolution Process



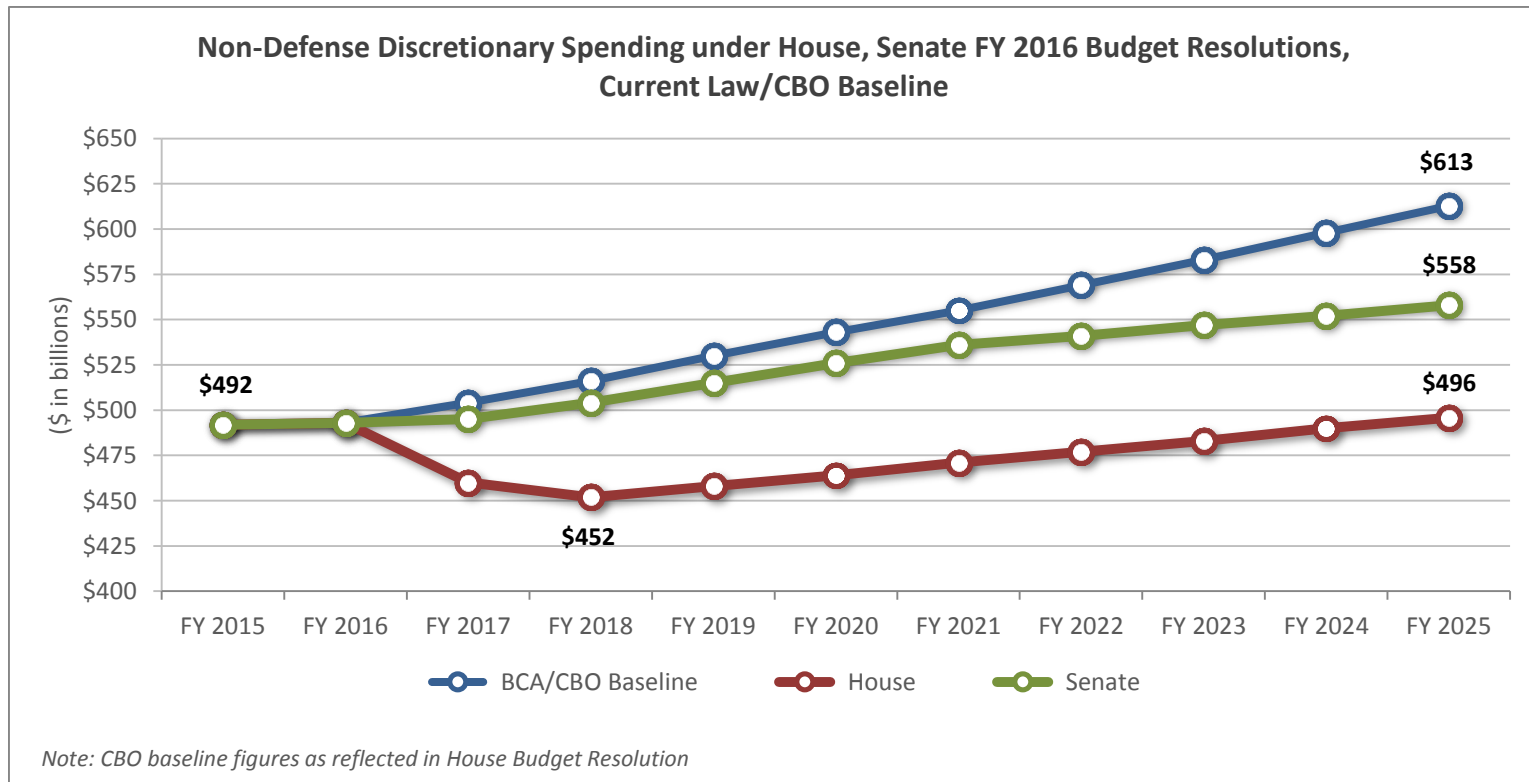
# Appropriations Process



# Reconciliation Process



# Appropriations: FY 2016 HBR, SBR



# Appropriations: FY 2016 HBR, SBR

**House, Senate FY 2016 Budget Resolutions and Current Law/CBO Discretionary Baseline**  
(\$ in billions)

	<b>FY 2015</b>	<b>FY 2016</b>	<b>FY 2017</b>	<b>FY 2018</b>	<b>FY 2019</b>	<b>FY 2020</b>	<b>FY 2021</b>	<b>FY 2022</b>	<b>FY 2023</b>	<b>FY 2024</b>	<b>FY 2025</b>
<b>Defense:</b>											
BCA/CBO Baseline*	\$521	\$523	\$536	\$549	\$562	\$576	\$590	\$605	\$620	\$635	\$651
House	\$521	\$523	\$574	\$599	\$611	\$623	\$635	\$648	\$661	\$673	\$687
Senate	\$521	\$523	\$536	\$549	\$562	\$576	\$590	\$605	\$620	\$635	\$651
<b>Non-Defense:</b>											
BCA/CBO Baseline*	\$492	\$493	\$504	\$516	\$530	\$543	\$555	\$569	\$583	\$598	\$613
House	\$492	\$493	\$460	\$452	\$458	\$464	\$471	\$477	\$483	\$490	\$496
Senate	\$492	\$493	\$495	\$504	\$515	\$526	\$536	\$541	\$547	\$552	\$558

\*CBO baseline figures as reflected in House Budget Resolution



# Appropriations: 302(b) sub-allocations

302(b) Sub-allocations, FY 2016 (\$ in billions)					
Appropriations Subcommittee	FY 2015	FY 2016		Percent Change, FY 2015 to FY 2016	
		House	Senate	House	Senate
Agriculture	20.6	20.7		0.5%	
Commerce-Justice-Science	50.1	51.4		2.6%	
Defense	490.2	490.2		0.0%	
Energy-Water	34.2	35.4		3.5%	
Financial Services	21.8	20.2		-7.3%	
Homeland Security	39.7	39.3		-1.0%	
Interior-Environment	30.4	30.2		-0.7%	
Labor-Health and Human Services- Education	156.8	153.0		-2.4%	
Legislative Branch	4.3	4.3		0.0%	
Military Construction	71.8	76.0		5.8%	
State-Foreign Operations	40.0	40.5		1.3%	
Transportation-Housing and Urban Development	53.8	55.3		2.8%	
<b>TOTAL</b>	<b>1,013.7</b>	<b>1,016.5</b>		<b>0.3%</b>	



# Reconciliation: Directives

Comparison of Reconciliation Directives in House, Senate FY 2016 Budget Resolutions (\$ in millions)			
House		Senate	
Committee	Savings/10 years	Committee	Savings/10 years
Agriculture	\$1,000	Finance	\$1,000
Armed Services	100	Health, Education, Labor, Pensions	1,000
Education-Workforce	1,000	<b>TOTAL</b>	<b>\$2,000</b>
Energy-Commerce	1,000		
Financial Services	100		
Homeland Security	15		
Judiciary	100		
Natural Resources	100		
Oversight-Government Reform	100		
Science-Space-Technology	15		
Transportation-Infrastructure	100		
Veterans Affairs	100		
Ways and Means	1,000		
<b>TOTAL</b>	<b>\$4,730</b>		





# Reconciliation: Illustrative Examples

Examples Cited in House Budget Committee Report for FY 2016 Budget Resolution	
Area	Illustrative Example
Community Development	Reform Community Development Block Grant (CDBG) to introduce poverty element and exclude communities with high average incomes
Education	Reduce Pell grant eligibility and freeze awards
Education	Eliminate "unsuccessful and duplicative" K-12 programs
Foster Care	Increase state flexibility, including privatization
Health	Repeal ACA Prevention and Public Health Fund
Health	Repeal ACA
Health	Covert Medicare to premium support (2024)
Health	Convert Medicaid to "State Flexibility Fund"
Health	Combine Medicaid and Children's Health Insurance Program (CHIP)
Homeland Security	Limit Urban Areas Security Initiative (UASI) grants to 10 cities
Housing	Reform housing programs
Justice	Consolidate grant programs
Labor	Further consolidate job training programs
Labor	Prohibit individuals from collecting disability and unemployment insurance (UI)
Natural Resources	Increase development, including more state and local control over federal lands
Nutrition	Eliminate Supplemental Nutrition Assistance Program (SNAP) outreach activities
Nutrition	Convert SNAP to "State Flexibility Fund" (2021)
Nutrition	Eliminate eligibility for SNAP via Low Income Home Energy Assistance Program (LIHEAP)
Nutrition	Eliminate SNAP eligibility via Temporary Assistance for Needy Families (TANF)
Social Services	Eliminate the Social Services Block Grant (SSBG)
TANF	Block administration waivers for work requirements
TANF	Allow pilot projects for work-based state reforms
Transportation	Pilot transportation program whereby states would opt out of federal taxes and spending
Transportation	Eliminate TIGER grants



# Hot Topics

- Doc fix enacted:
  - Extends CHIP funding with 23 percentage-point increase (through FY 2017)
  - Extends related programs through FY 2017
  - Permanently extends QI and TMA; other ACA-related programs extended through FY 2017
- Delays DSH reductions until FY 2018
- Reauthorizes Secure Rural Schools (FYs 2014-2015)

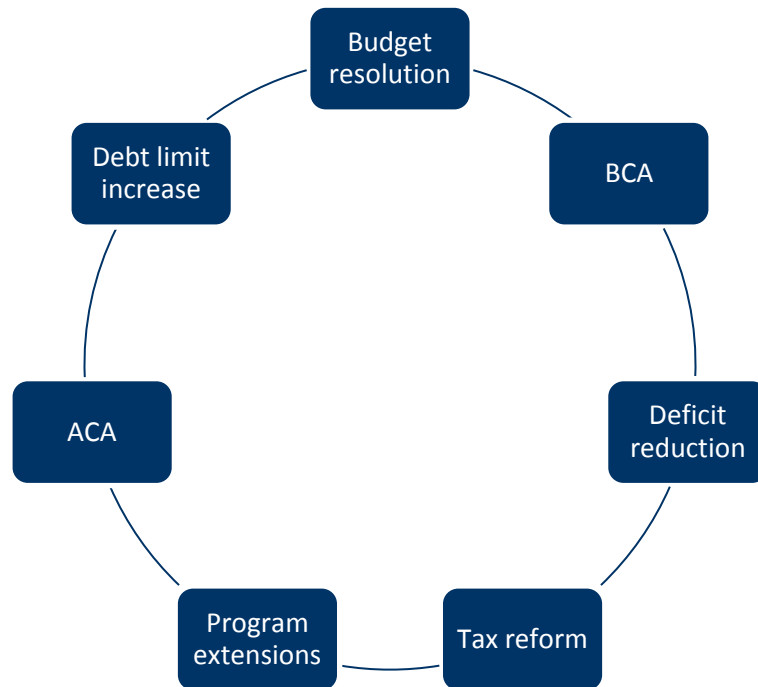


# Hot Topics, continued

- Surface transportation programs expire at end of May, but HTF is expected to remain solvent into summer
- Debt limit was reinstated in March. Bipartisan Policy Center estimates a day of reckoning in the final calendar quarter of 2015
- ESEA likely to move



# Everything is in play



- Check for updates at [www.ffis.org](http://www.ffis.org)
- Marcia Howard, [mhoward@ffis.org](mailto:mhoward@ffis.org), 202-624-5848



# Meanwhile, in other news

Percent Change in Clawback Multiplier, December 2015-December 2016

Greater than 11.76%		11.76%	Between 10% and 11.76%		Less than 10%		
Vermont	18.25%	California	11.76%	Illinois	11.74%	Florida	9.80%
Idaho	13.47%	Alaska	11.76%	North Carolina	11.50%	Iowa	9.55%
Texas	12.96%	Connecticut	11.76%	Maine	11.43%	South Dakota	8.55%
Arkansas	12.91%	District of Columbia	11.76%	Indiana	11.39%		
Oregon	12.86%	Maryland	11.76%	South Carolina	11.37%		
Oklahoma	12.85%	Massachusetts	11.76%	New Mexico	11.27%		
Colorado	12.67%	Minnesota	11.76%	Kansas	11.25%		
Utah	12.66%	New Hampshire	11.76%	West Virginia	11.06%		
Ohio	12.62%	New York	11.76%	Hawaii	11.06%		
Montana	12.47%	North Dakota	11.76%	Delaware	10.84%		
Louisiana	12.32%	Pennsylvania	11.76%	Nebraska	10.82%		
Rhode Island	12.21%	Virginia	11.76%	Georgia	10.69%		
Missouri	12.09%	Washington	11.76%	Alabama	10.50%		
Tennessee	12.05%	Wyoming	11.76%	Nevada	10.42%		
Wisconsin	12.03%	New Jersey	11.76%	Mississippi	10.33%		
Michigan	11.92%			Arizona	10.25%		
Kentucky	11.80%						



# Meanwhile, in other, other news

- FFIS releases federal grants inventory:
  - FY 2013 grant funds awarded
  - 1,356 grants included
  - Formula, competitive, cooperative agreements
  - Indicates whether state received funding at any level
  - Shows total (but not state-by-state) funding
- Visit [www.ffis.org](http://www.ffis.org) for spreadsheet, report

